

TIVOLI 20 novembre 2020			
CONTAGIATI	POSITIVI	GUARITI	DECEDUTI
1171	1061	103	7

SINTOMATICI:	116
ALTRE CATEGORIE:	1055

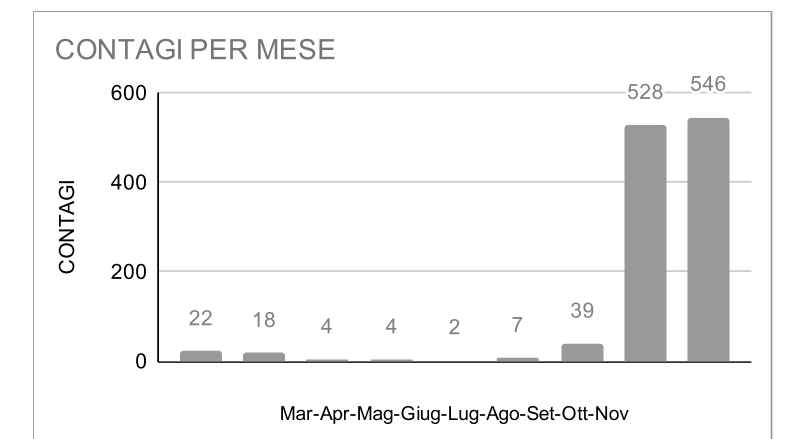
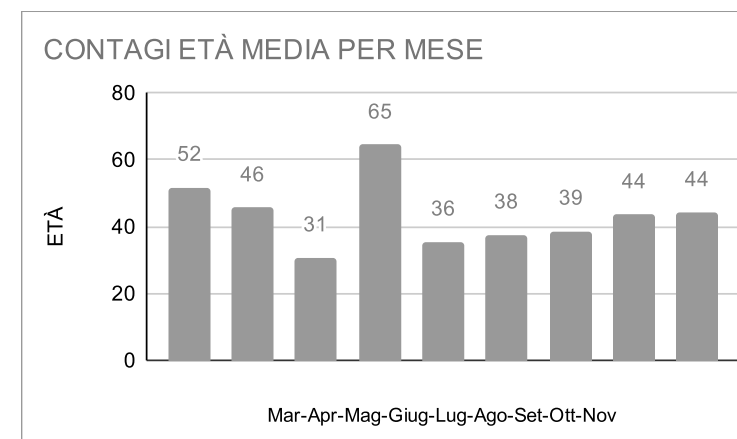
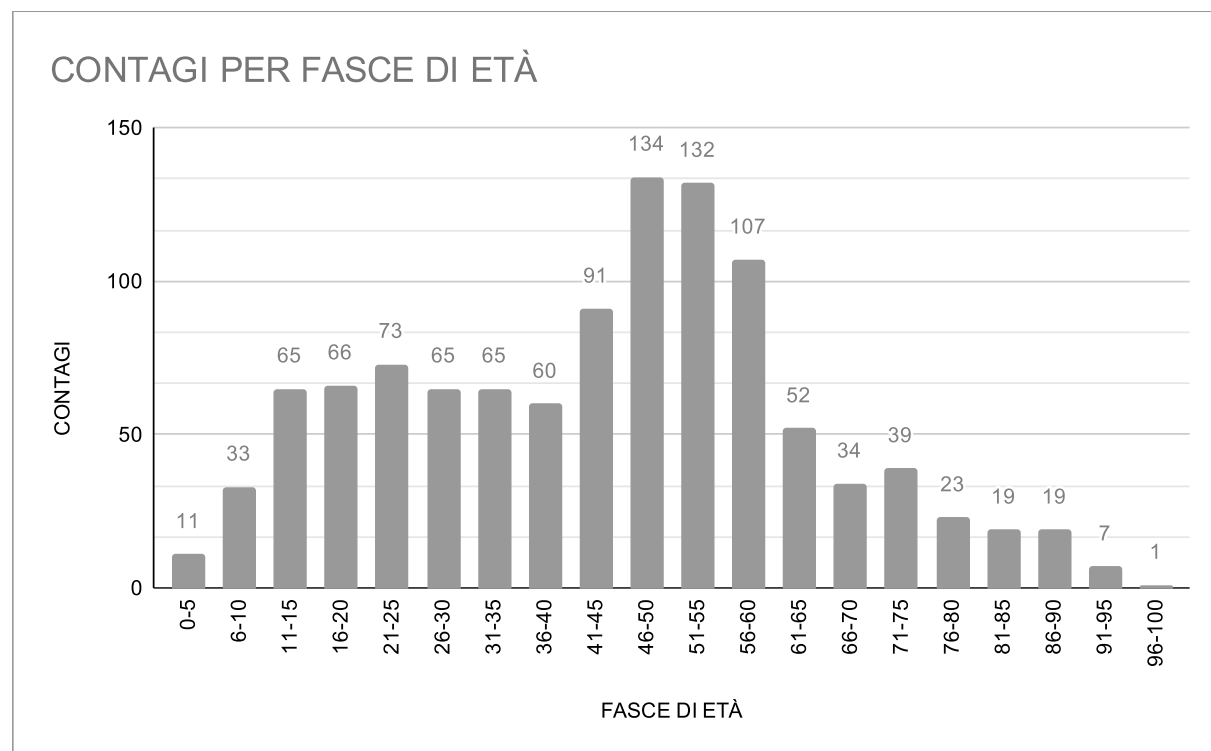
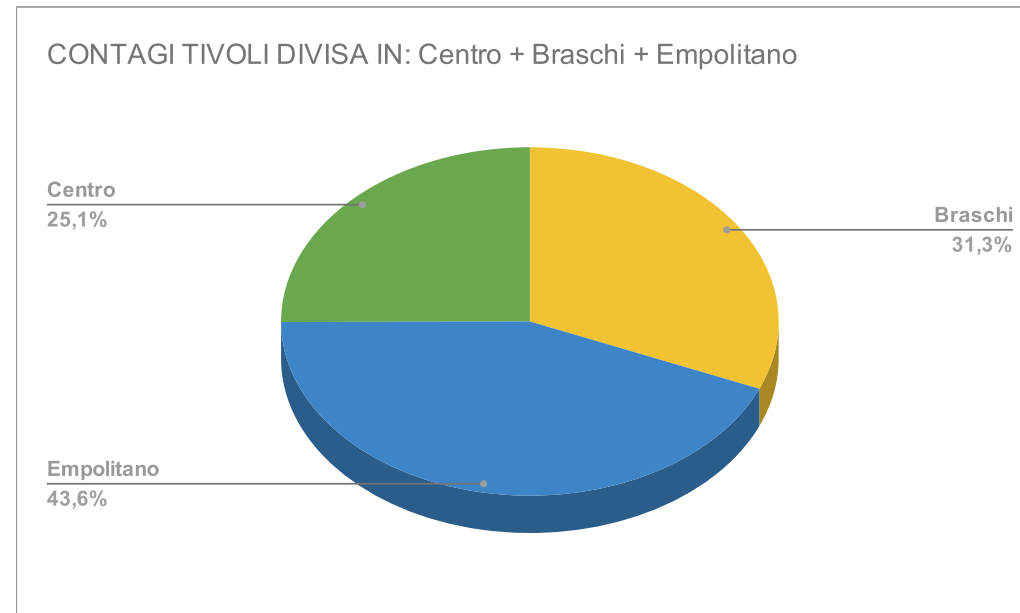
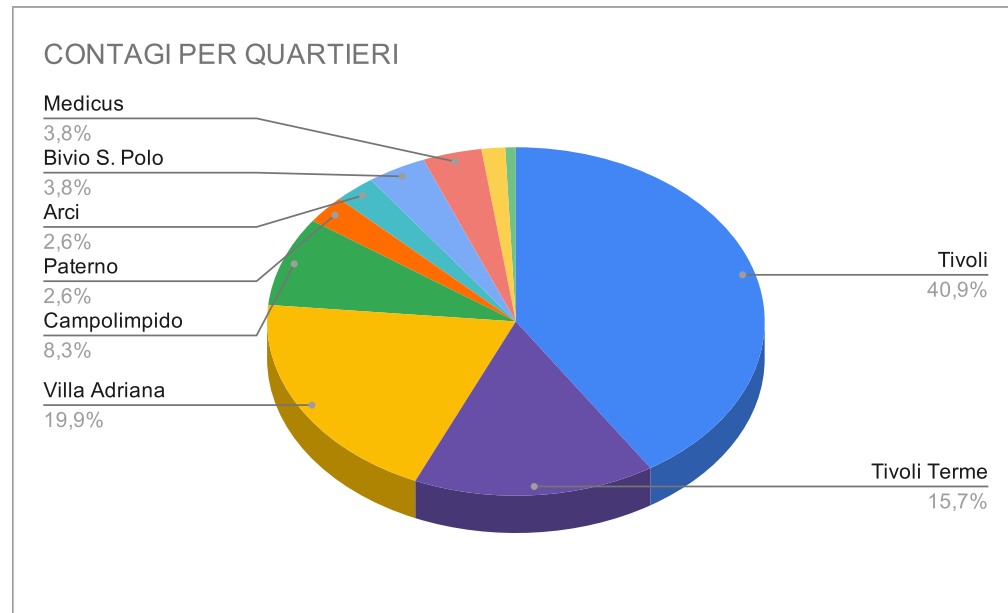
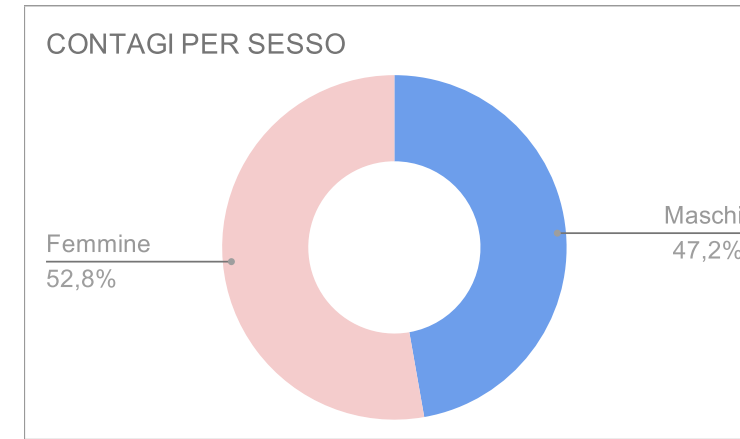
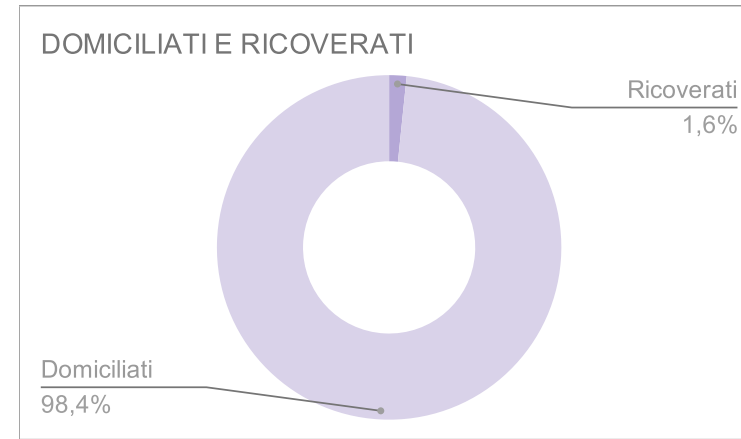
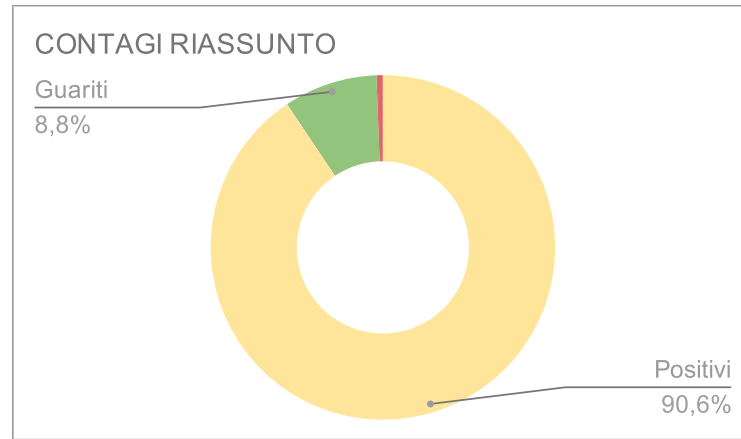
T Totale

M Maschi

F Femmine

E Età

	MARZO 2020				APRILE 2020				MAGGIO 2020				GIUGNO 2020				LUGLIO 2020				AGOSTO 2020				SETTEMBRE 2020				OTTOBRE 2020				NOVEMBRE 2020				TOTALE			
	T	M	F	E	T	M	F	E	T	M	F	E	T	M	F	E	T	M	F	E	T	M	F	E	T	M	F	E	T	M	F	E	T	M	F	E	T	M	F	E
Tivoli Terme	7	4	3	64	1	0	1	59	0	0	0	0	0	0	0	0	1	0	1	19	0	0	0	0	10	5	5	39	80	39	41	44	85	35	50	44	184	83	101	44
Villa Adriana	2	2	0	45	4	1	3	36	0	0	0	0	0	0	0	0	1	1	0	52	0	0	0	0	9	6	3	36	116	57	59	47	101	53	48	46	233	120	113	46
Campolimpido	1	0	1	52	3	0	3	51	1	0	1	33	0	0	0	0	0	0	0	0	0	0	0	0	1	1	0	31	37	19	18	39	54	26	28	38	97	46	51	38
Paterno	1	0	1	46	0	0	0	0	0	0	0	0	1	0	1	43	0	0	0	0	0	0	0	0	3	2	1	31	18	7	11	43	8	3	5	38	31	12	19	41
Arci	0	0	0	0	1	0	1	44	0	0	0	0	0	0	0	0	0	0	0	0	0	0	0	0	1	0	1	29	14	6	8	35	15	7	8	43	31	13	18	39
Bivio S. Polo	6	3	3	38	0	0	0	0	0	0	0	0	0	0	0	0	0	0	0	0	2	1	1	31	0	0	0	0	14	7	7	47	23	13	10	49	45	24	21	46
Braschi	1	0	1	52	4	2	2	61	3	2	1	30	0	0	0	0	0	0	0	0	0	0	0	0	10	5	5	51	66	23	43	40	66	36	30	40	150	68	82	42
Empolitano	1	1	0	79	2	0	2	27	0	0	0	0	2	1	1	74	0	0	0	0	3	1	2	42	4	3	1	27	86	41	45	39	110	54	56	46	209	102	107	43
Centro	2	0	2	48	3	1	2	40	0	0	0	0	1	1	0	68	0	0	0	0	2	1	1	37	1	1	0	19	52	30	22	40	59	28	31	42	120	62	58	41
Medicus	1	1	0	NP	0	0	0	0	0	0	0	0	0	0	0	0	0	0	0	0	0	0	0	0	0	0	0	0	43	12	31	79	1	1	0	0	45	14	31	79
N.P.																													2	2	0	56	16	6	10	47	18	8	10	48
Rs Alessandrini																																	8	1	7	87	8	1	7	87
TOTALE	22	11	11	52	18	4	14	46	4	2	2	31	4	2	2	65	2	1	1	36	7	3	4	38	39	23	16	39	528	243	285	44	546	263	283	44	1171	553	618	44



DATI PERVENUTI SULL'ETÀ RISPETTO AL TOTALE DEI CONTAGIATI 1096 SU 1171

PERCENTUALE CONTAGIATI SULLA POPOLAZIONE RESIDENTE PER QUINQUENNI DI ETÀ SUCCESSIVI

